



Estimated population	2019	15,442,906
Women of reproductive age (aged 15-49)	2019	3,457,640
Adolescents (aged 10-19)	2019	3,837,600
Total fertility rate (births per woman)	2015-2020	6.12
Live births	2019	653,200
Pregnancies	2019	925,015
Adolescent birth rate (births per 1,000 women aged 15-19)	nr	nr
Maternal mortality ratio (maternal deaths per 100,000 live births)	2017	829
Neonatal mortality rate (deaths within 28 days per 1,000 live births)	2018	38
Stillbirth rate (per 1,000 total births)	2019	27
Births attended by skilled health personnel (%)	nr	nr
Modern contraceptive prevalence rate (% using modern method)	2019	6%
Unmet need for family planning (% of women of reproductive age)	2019	16%
Caesarean section rate (% of live births)	nr	nr
Coverage for 4+ antenatal care visits (% of live births)	2020	24%

Data sources: see "How to use the country profile" document.

This country profile should be read in conjunction with the "How to use the country profile" document which can be found at [unfpa.org/sowmy](http://unfpa.org/sowmy)

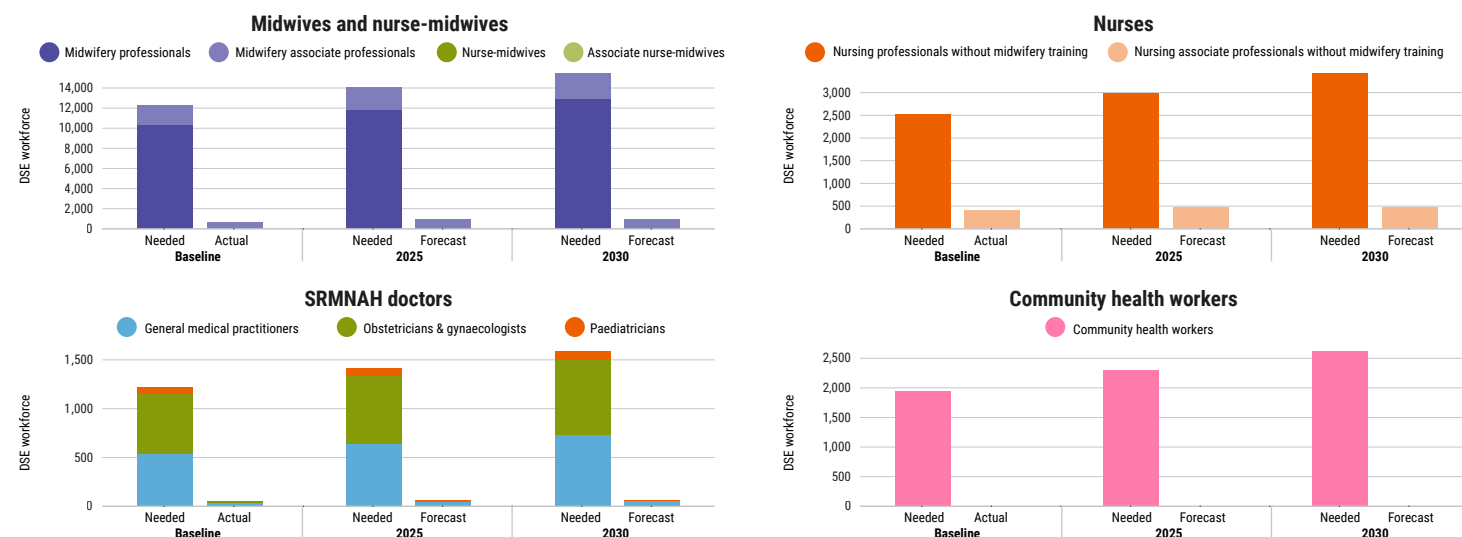
Map is an approximation of actual country borders.

## FULL SRMNAH WORKFORCE AVAILABILITY

Occupation group	Year	Headcount (A)	Percentage of time on SRMNAH (B)	Dedicated SRMNAH Equivalent (DSE) (A*B)	Graduates		Density per 10,000 population
					Year	Number	
Midwifery professionals	2014	65	100%	65	nr	nr	0
Midwifery associate professionals	2014	612	100%	612	nr	nr	0.4
Midwives not further defined	nr	nr	na	nr	nr	nr	nr
Nursing professionals	nr	nr	nr	nr	nr	nr	nr
with midwifery training	nr	nr	na	nr	nr	nr	nr
without midwifery training	nr	nr	na	nr	nr	nr	nr
Nursing associate professionals	nr	nr	nr	nr	nr	nr	nr
with midwifery training	nr	nr	na	nr	nr	nr	nr
without midwifery training	nr	nr	na	nr	nr	nr	nr
Nurses not further defined	2014	825	50%	413	nr	nr	0.5
Community health workers	nr	nr	na	nr	nr	nr	nr
Paramedical practitioners	nr	nr	na	nr	nr	nr	nr
Medical assistants	nr	nr	na	nr	nr	nr	nr
General medical practitioners	nr	nr	na	nr	nr	nr	nr
Obstetricians & gynaecologists	2014	5	50%	3	nr	nr	0
Paediatricians	nr	nr	na	nr	nr	nr	nr
<b>Total SRMNAH workforce</b>		<b>1,507</b>		<b>1,092</b>			<b>1</b>

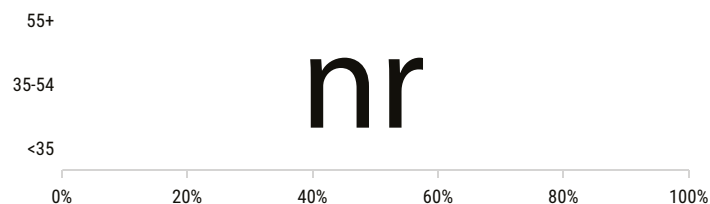
Source: National Health Workforce Accounts (NHWA) data platform, accessed Dec-2020, most recent available year.

## PROJECTIONS TO 2030, DEDICATED SRMNAH EQUIVALENT (DSE) WORKFORCE



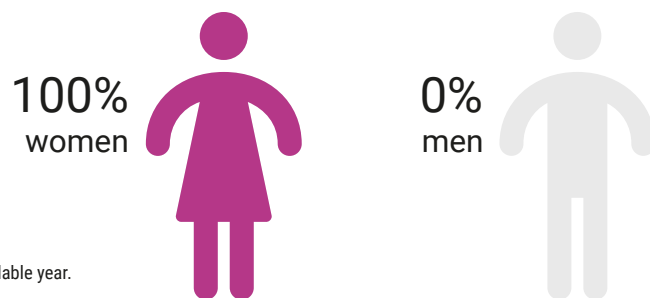
Source: SoWMy analysis, using NHWA data platform, accessed Dec-2020

### Age distribution



Source: National Health Workforce Accounts (NHWA) data platform, accessed Dec-2020, most recent available year.

### Gender distribution



### ENABLING ENVIRONMENT

#### Policy environment

National policy guideline that recommends midwife-led care for pregnancy and/or childbirth and/or postnatal period for mother only, or both mother and newborn? \*

Pregnancy	Childbirth	Postnatal
no	no	no

Number of midwives in leadership roles in national MoH / sub-national MoH / regulatory authorities

National MoH	Sub-national MoH	Regulatory authorities
nr	nr	nr

#### Education

National policy / guideline on education of midwifery care providers based on ICM competencies? \*

no

Midwifery education pathway (direct entry / post-nursing / combined)?

Direct entry	Post-nursing	Combined
nr	nr	nr

Duration of direct entry / post-nursing / combined education programme (months)

Direct entry	Post-nursing	Combined
nr	nr	nr

% of midwifery educators who are midwives

nr

#### Regulation

National policy sets a competency framework for maternal and/or newborn care? \*

no

National policy on regulation of midwifery care providers based on ICM competencies? \*

no

Regulatory body for midwifery practice?

nr

Is licensing compulsory prior to practise? / Is there periodic relicensing? / Is continuing professional development a requirement for relicensing?

License compulsory	Periodic relicensing	Continuing development requirement
nr	nr	nr

#### Association

Is there a professional association specifically for midwives? Is there another professional association open to midwives?

Association specifically for midwives	Other association open to midwives
yes	no

Source: 2020 ICM survey, except those marked \* which are from 2018-2019 WHO SRMNAH policy survey

### POTENTIAL TO MEET NEED AND DEMAND, 2019 AND 2030

Potential to meet **NEED** =  $\frac{\text{Workforce time available}}{\text{Workforce time needed for universal coverage of essential SRMNAH interventions}}$

SoWMy 2014<sup>§</sup>



22%

SoWMy 2021



7%

2030



7%

Potential to meet **DEMAND** =  $\frac{\text{Supply of health workers}}{\text{Health workers system can support}}$

nr

§ or most recent regional SoWMy report: East & Southern Africa 2017 or Pacific States 2019

### EXPLANATORY NOTES

The country submitted an ICM survey, but only the association section was validated, so only the association data are shown here.

Source: Additional information provided by national stakeholders during data collection and validation.

Key:  
na = not applicable  
nr = not reported

dk = don't know  
MoH = Ministry of Health